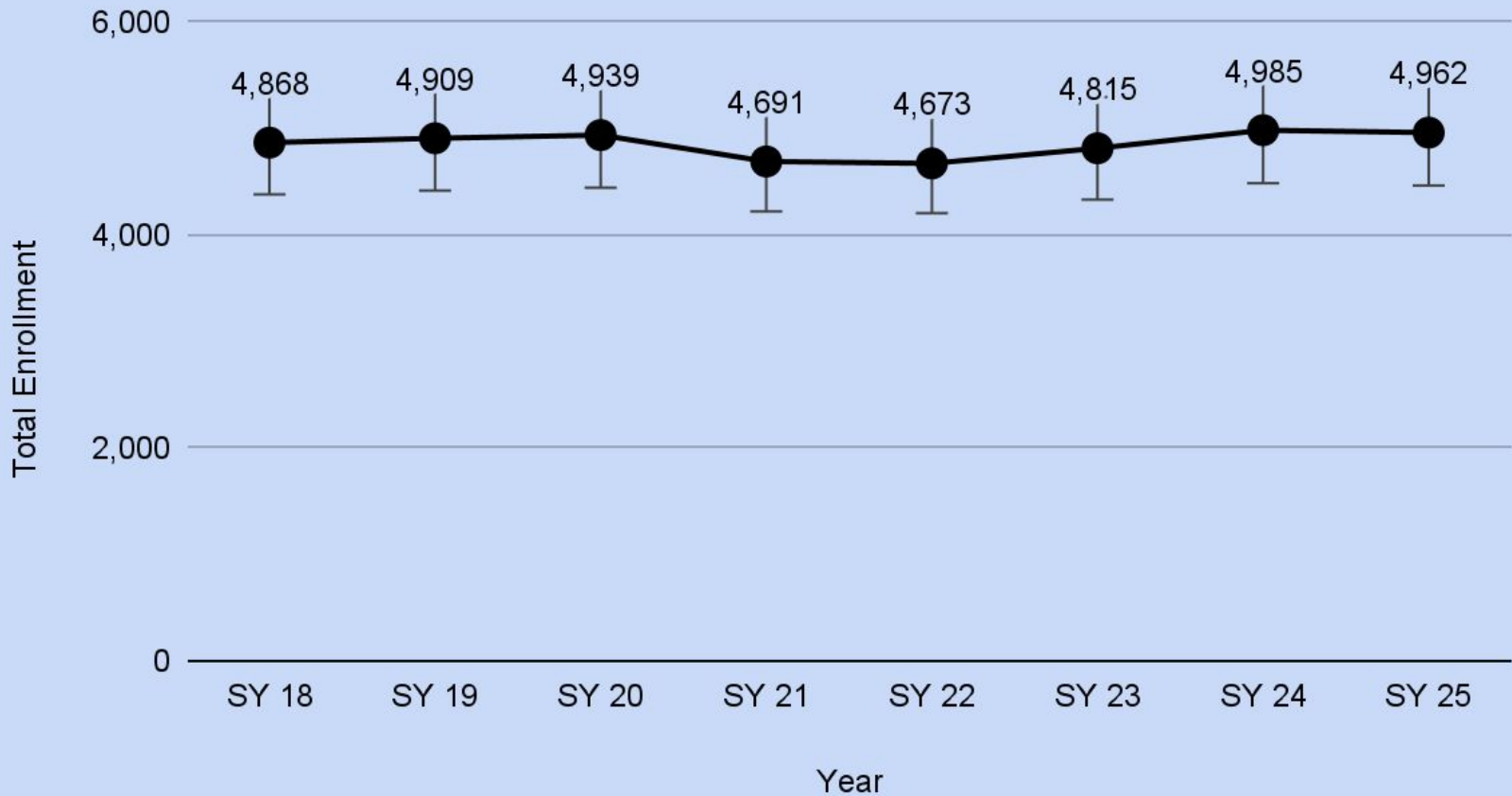




Enrollment Update as of
September 17, 2024

Enrollment has been relatively steady

Total Enrollment by Year



Select Enrollment Measure:

- School
- Grade**
- Ethnicity
- Gender
- EL Status
- IEP Status
- 504 Status

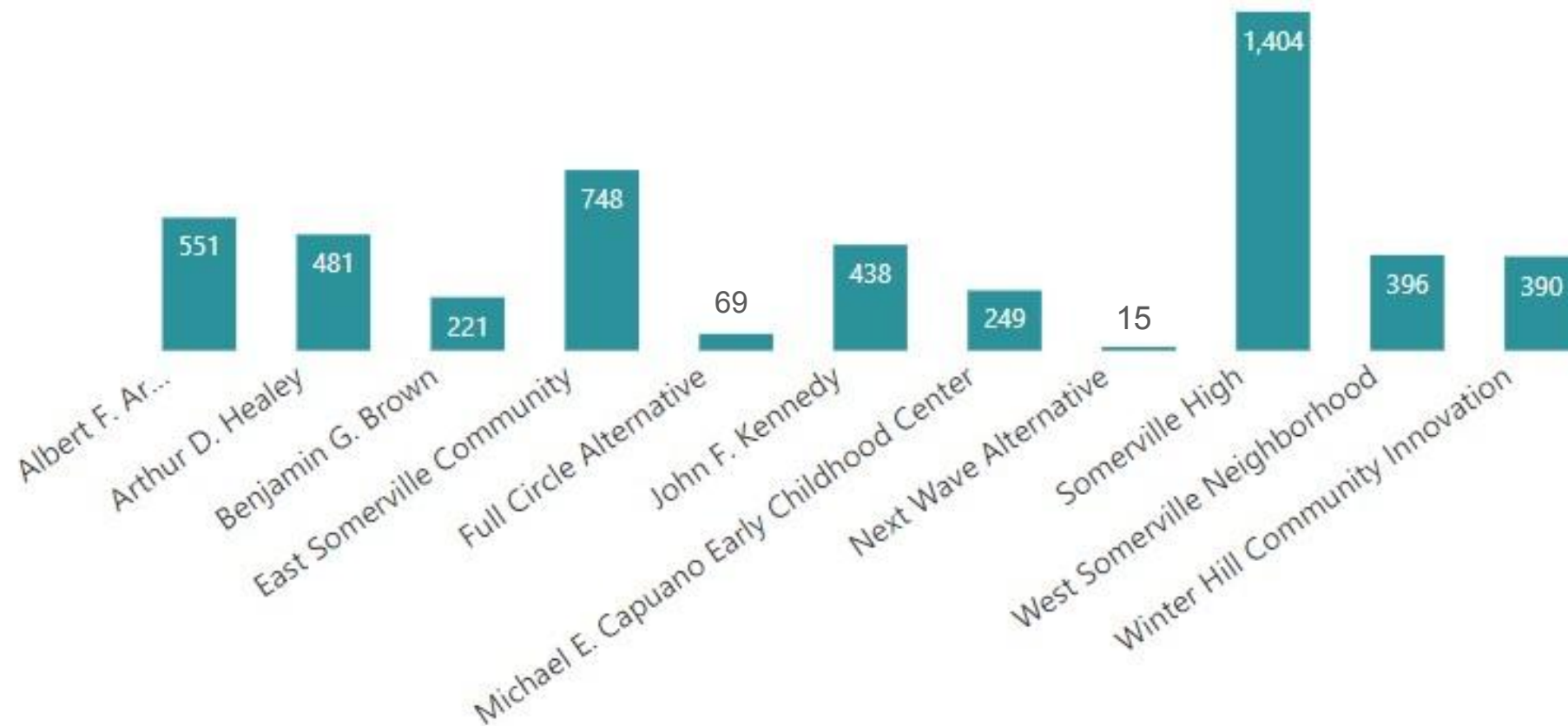
Enrollment by Grade

● PY ● SY 2025



Enrollment by School

● PY ● SY 2025



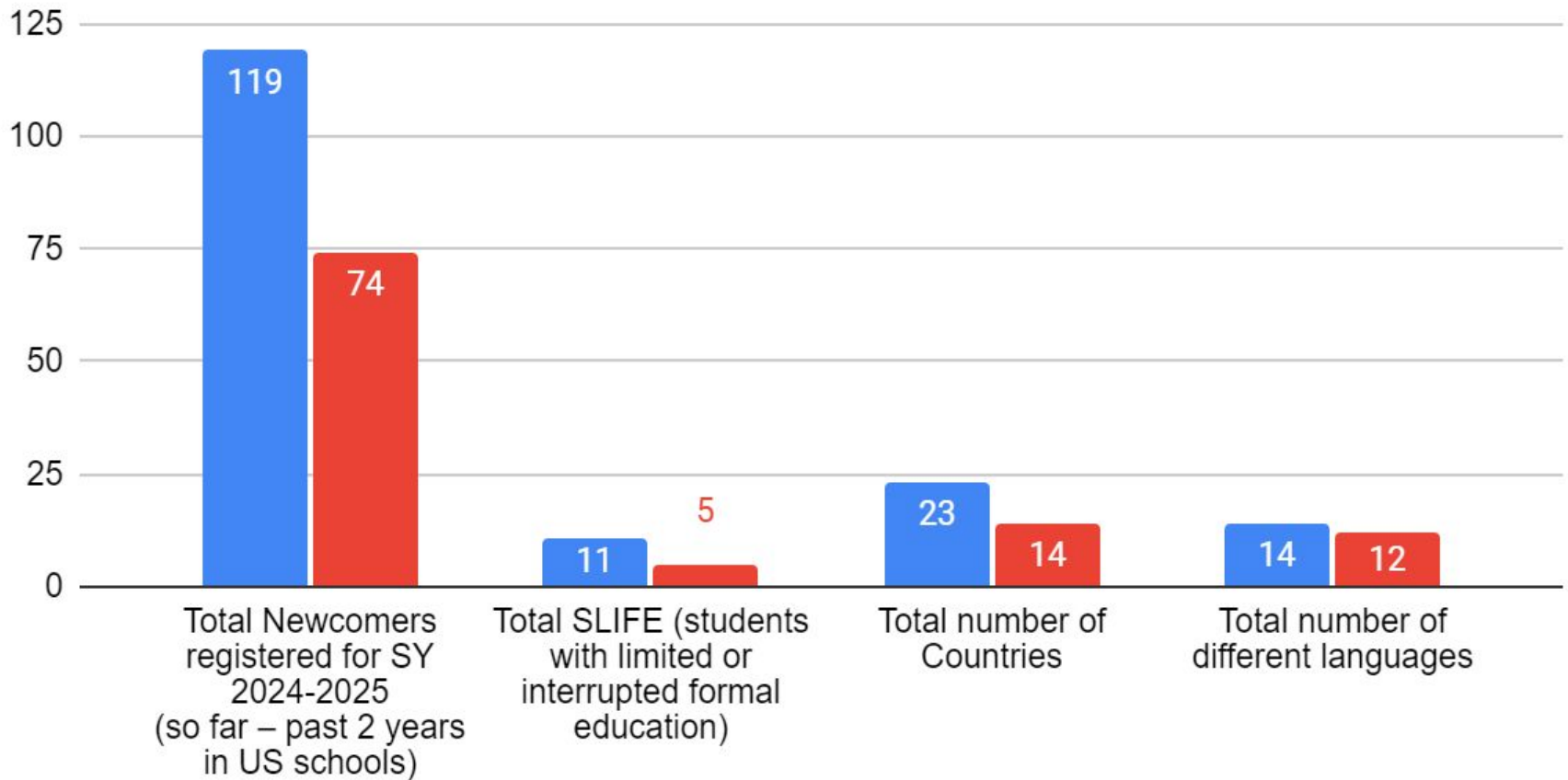
Data provided by the Department of Multilingual Learners

Newcomer Data	SY 25 (9/15/24)	SY 24 (9/6/23)
Total Newcomers registered for SY 2024-2025 (so far – past 2 years in US schools)	119	74
Total SLIFE (students with limited or interrupted formal education)	11	5
Total number of Countries	23	14
Total number of different languages	14	12

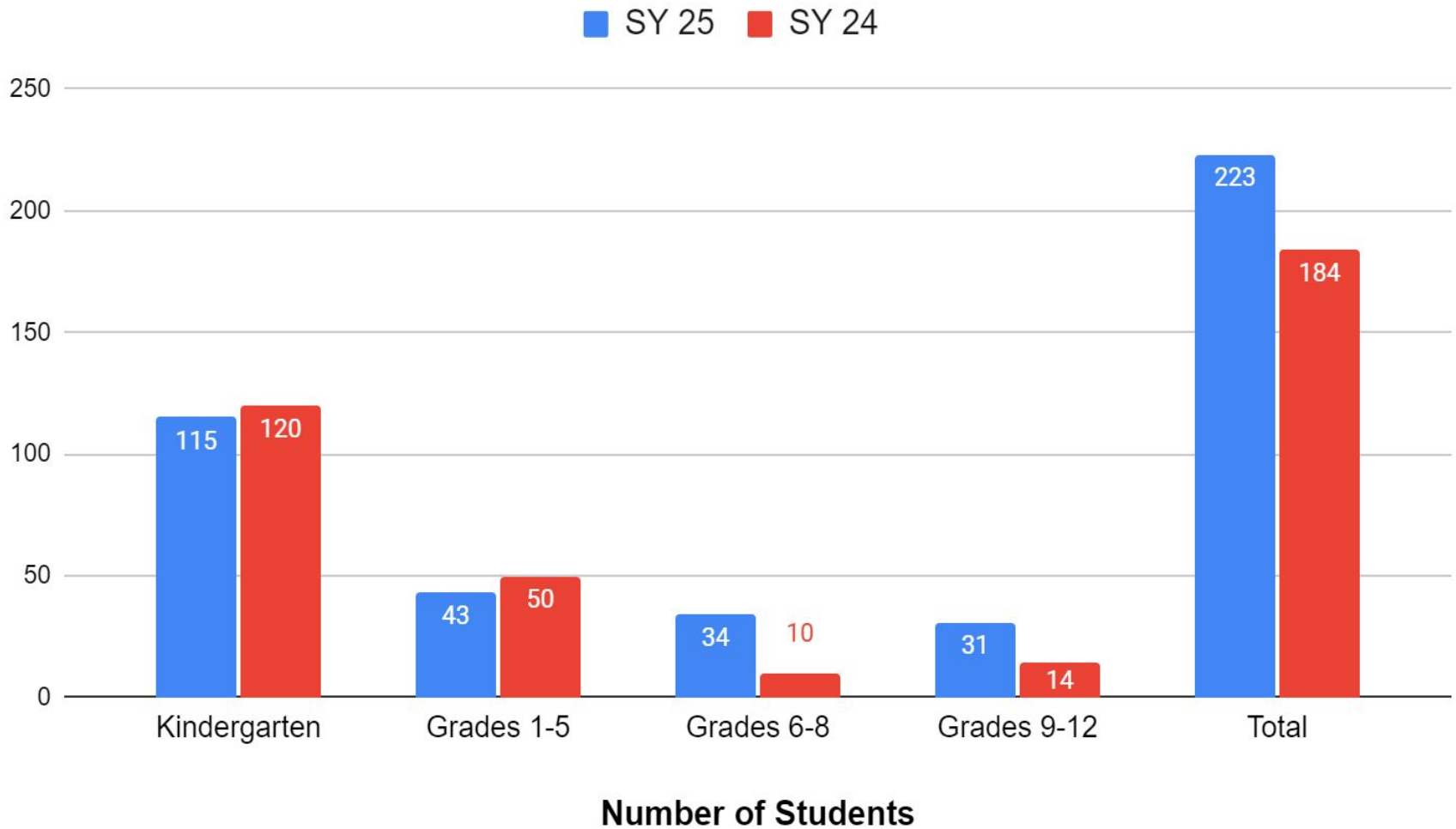
New MLE Students by grade (so far)	SY 25	SY 24
Kindergarten	115	120
Grades 1-5	43	50
Grades 6-8	34	10
Grades 9-12	31	14
Total	223	184

Newcomer Data

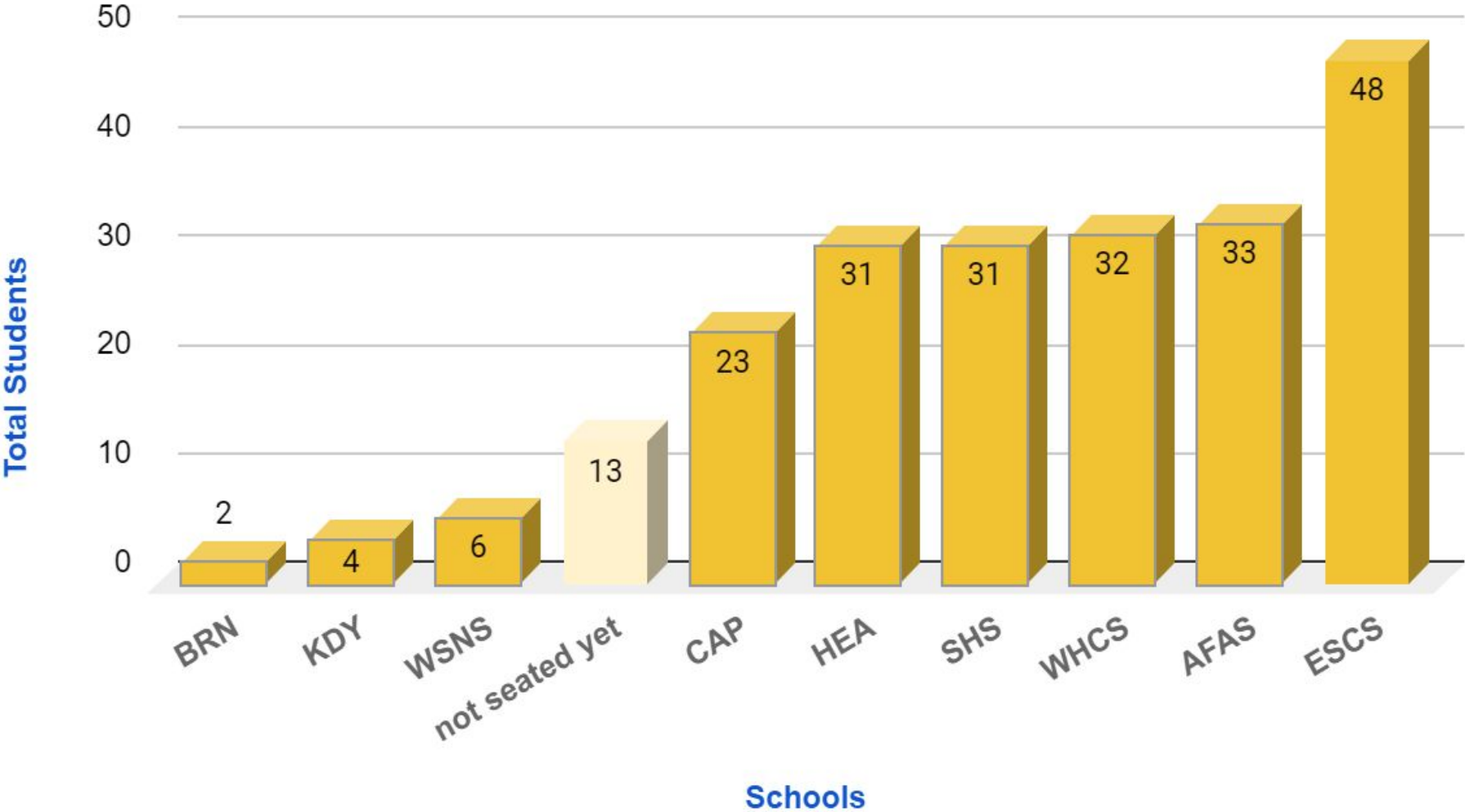
■ SY 25 (9/15/24) ■ SY 24 (9/6/23)



New MLE Students by grade (as of 9/15/2024)

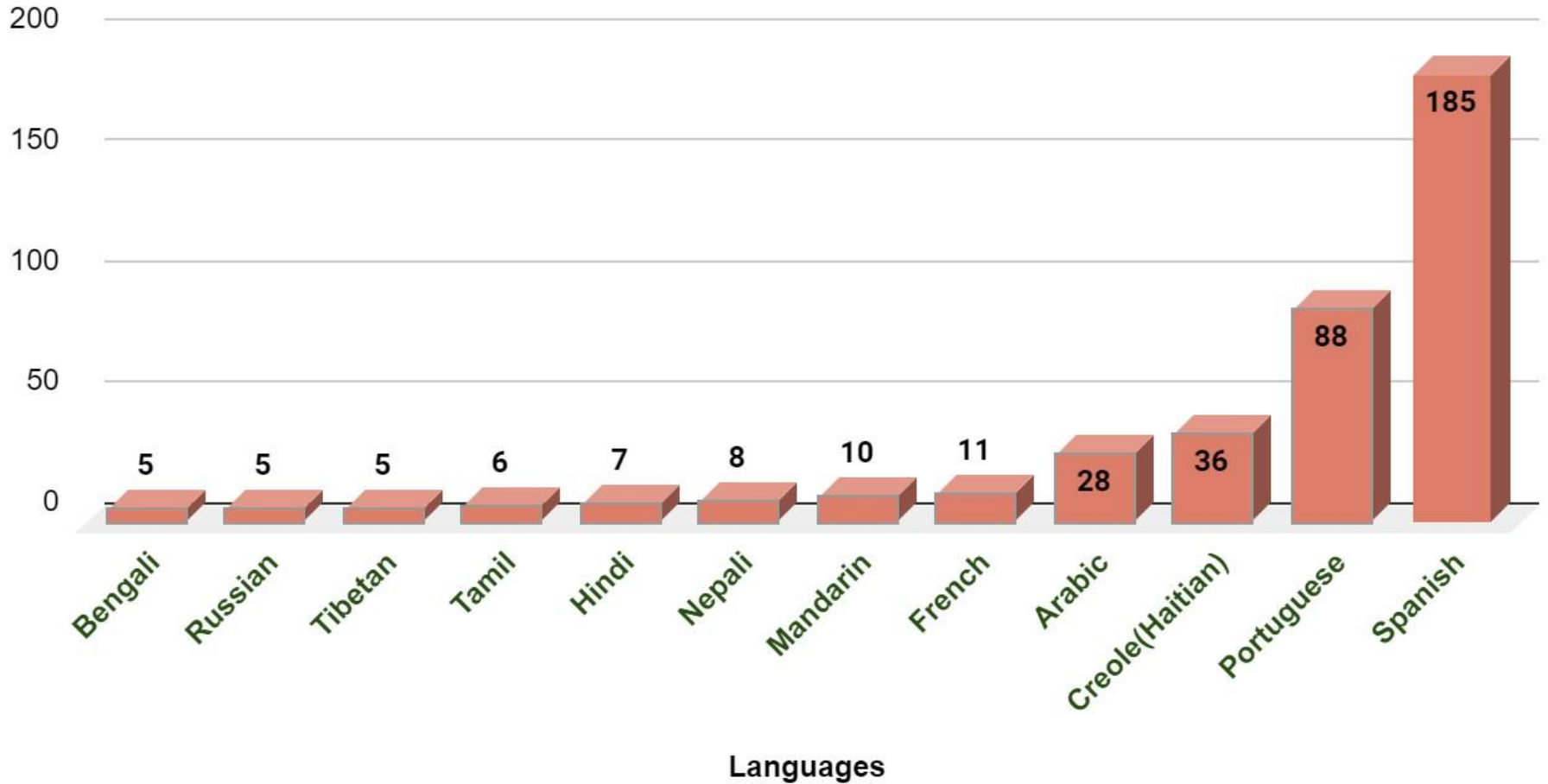


new MLs by schools (as of 9/15/2024)



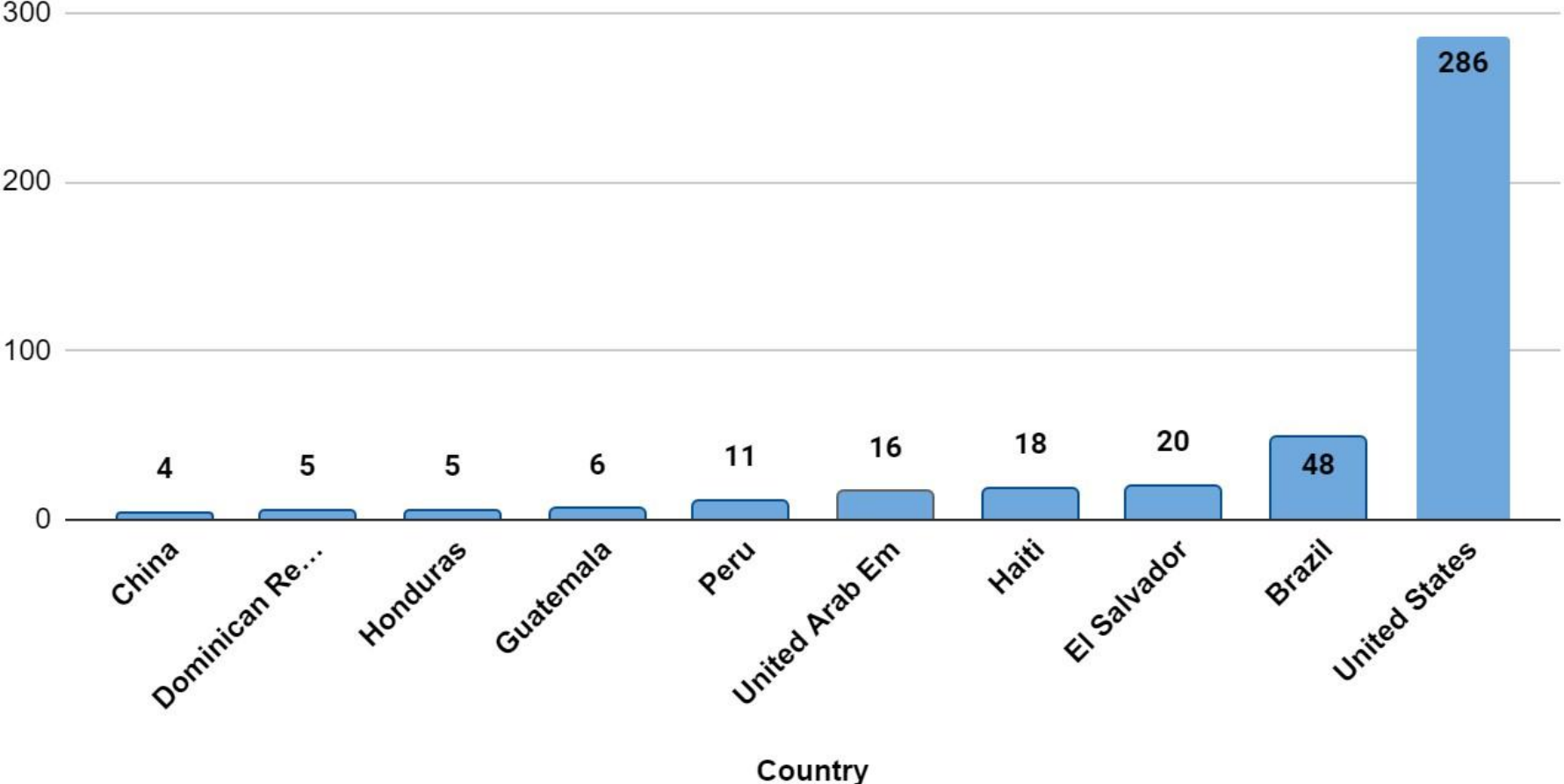
Different Languages (as of 9/15/2024)

Top 12 Languages



Countries of Origin

Top 10 Countries



Multilingual Learners by Grade:

	SY25 (9.18.24)	SY24 (9.7.23)
Grade: K	114	117
Grade: 01	122	108
Grade: 02	103	137
Grade: 03	131	125
Grade: 04	107	125
Grade: 05	109	84
Grade: 06	80	50
Grade: 07	50	73
Grade: 08	74	68
Grade: 09	80	73
Grade: 10	71	66
Grade: 11	59	78
Grade: 12	70	36
Overall	1170	1140

Students with IEPs by Grade:

	SY25 (9.18.24)	SY24 (9.7.23)
Grade: PK	66	83
Grade: K	64	37
Grade: 01	49	41
Grade: 02	52	66
Grade: 03	78	78
Grade: 04	73	76
Grade: 05	74	83
Grade: 06	84	59
Grade: 07	60	71
Grade: 08	66	73
Grade: 09	80	104
Grade: 10	83	89
Grade: 11	72	64
Grade: 12	49	78
Grade: SP	16	17
Overall	966	1019

Summer withdrawals and those not attending SPS

	Summer 2024	Summer 2023
Other Public Schools in Massachusetts (family moving out of Somerville)	141	149
Private School	33	20
Out of state/ Out of the country	80	61
Transferring to Homeschooling	4	4
Not attending	58	41

Response rate for Yearly Student Information Update

	SY25	SY24	SY23	SY22
Completion Rate	62%	64%	60%	44%
English	2476	2529	2343	1829
Spanish	338	328	317	156
Portuguese	145	164	152	59
Haitian Creole	8	6	3	3
Total	2967	3027	2815	2047
Started/Not Finished				
English	89	69	103	101
Spanish	34	27	28	26
Portuguese	26	27	31	14
Haitian Creole	2	1	1	0
Total	151	124	163	141
Notified/Not Started				
English	738	690	787	1319
Spanish	568	545	634	833
Portuguese	288	295	284	287
Haitian Creole	47	33	42	62
Total	1641	1563	1747	2501

Additional notes

- We enrolled 827 students this year since January 2024. 245 additional families decided not to attend or did not complete registration.
- 24.4% of all families requested in person assistance to enroll
- We approved 45 requests for transfer to a different PK-8 school
- We denied 22 requests for transfer due to space limitations
- We have 37 students on the PK waitlists for Argenziano, East, Kennedy and West
- We have 80 students on the K-8 waitlists across the district
- Families of 51 Pre-K students assigned to a school chose not to attend
 - 37 last year and 61 the year before
- We currently have:
 - 83 students designated as homeless (38 for SY 24, 50 for SY23)
 - 17 Students in foster care (21 for SY24 and 22 for SY 23)
 - 35 students are being monitored and supported through prevention services to avoid homelessness.